

VAS Monitors Temple Guiting & Ford

21st July 2025

Below is data from the 3 VAS cameras for the period 11th May to 20th July 2025.

I regularly check the 3 VAS monitors, and all are in working order. The monitor by Temple Guiting school being battery powered is at times not working when the batteries run flat, and I have not installed freshly charged batteries. The result can be gaps in data.

Following my last report, Maxi arranged a replacement connector for one of the older batteries, this means the older, spare set of batteries now charge correctly, however it should be noted that these batteries even when fully charged only give approx. 7-10 days of working operation.

I have laid out the data below in the same format as the last report so direct comparisons can be made.

11th May to 20th July 2025

Temple Guiting School	Incoming	Outgoing
Number of Vehicles	9685	10317
Average Speed	26.49 mph	26.65 mph
Maximum Speed	57.00 mph	60.00 mph
Vehicles less than 30mph	81.48%	77.89%
Vehicles driven between 31 to 35mph	11.88%	16.01%
Vehicles driven between 36 to 40mph	4.72%	4.93%
Vehicles driven between 41 to 45mph	1.19%	0.88%
Vehicles driven between 46 to 50mph	0.59%	0.18%
Vehicles above 51mph	0.14%	0.10%

Continued

The Plough, Ford	Incoming	Outgoing
Number of Vehicles	96586	95176
Average Speed	28.39 mph	31.24 mph
Maximum Speed	58.00 mph	103.00 mph
Vehicles less than 30mph	69.23%	47.61%
Vehicles driven between 31 to 35mph	18.25%	34.24%
Vehicles driven between 36 to 40mph	9.33%	14.76%
Vehicles driven between 41 to 45mph	2.67%	2.69%
Vehicles driven between 46 to 50mph	0.44%	0.52%
Vehicles above 51 mph	0.08%	0.19%

The Pitch, Ford	Incoming	Outgoing
Number of Vehicles	85421	94407
Average Speed	25.71 mph	26.44 mph
Maximum Speed	74.00 mph	84 mph
Vehicles less than 30mph	82.71%	78.37%
Vehicles driven between 31 to 35mph	12.82%	16.64%
Vehicles driven between 36 to 40mph	3.73%	4.09%
Vehicles driven between 41 to 45mph	0.65%	0.70%
Vehicles driven between 46 to 50mph	0.09%	0.14%
Vehicles above 51 mph	0.01%	0.06%

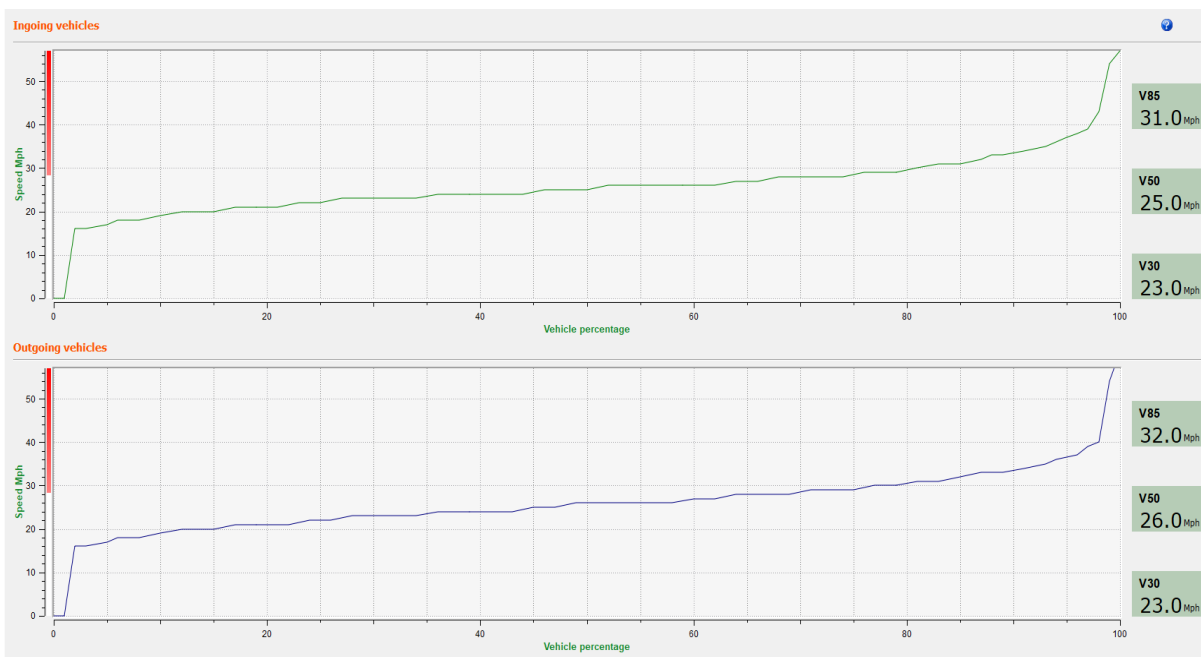
Continued

85% Centile information

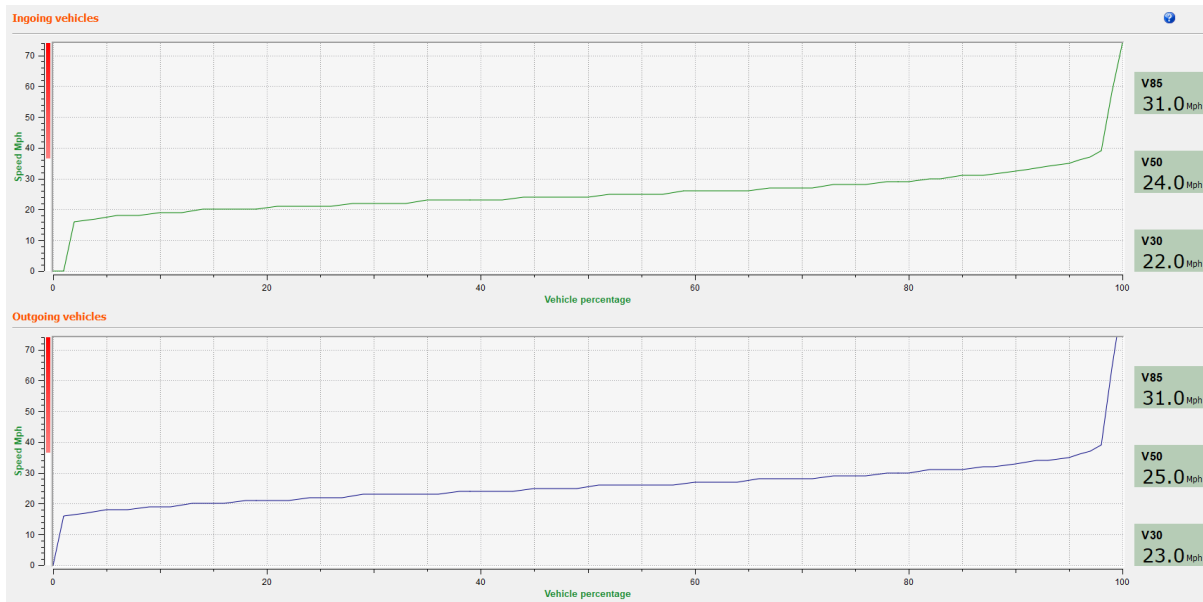
The following information and charts relate to the 85% centile, which GCC are most interested in.

Location	In-bound	Out-bound
Temple Guiting School	31 mph	32mph
The Pitch (above Ford)	31 mph	31mph
The Plough (Ford)	34 mph	36mph

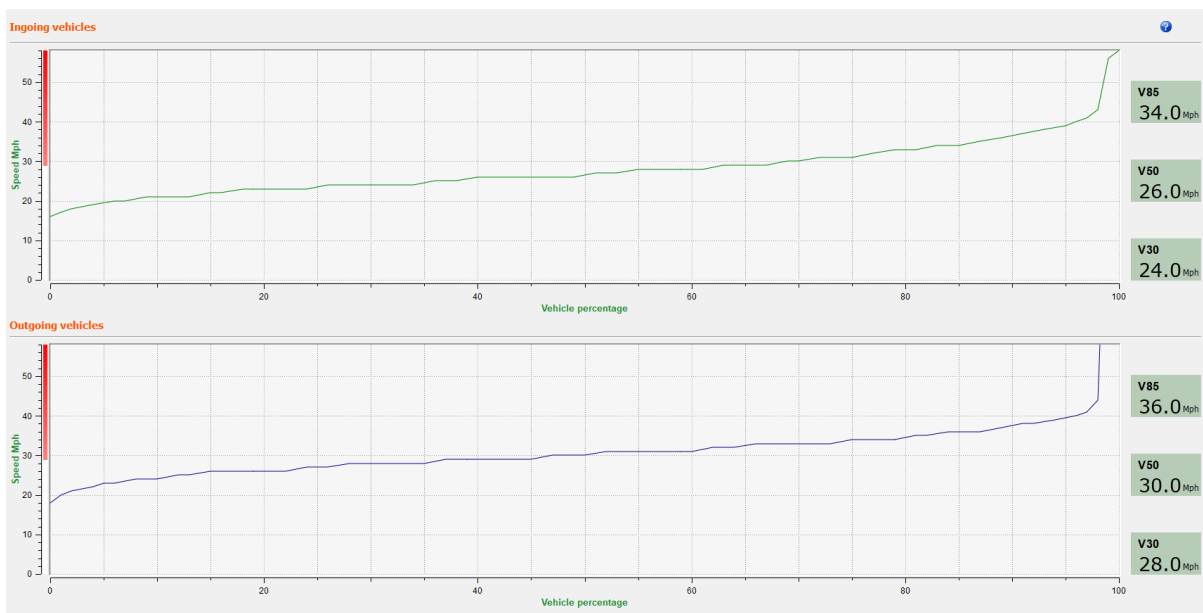
Temple Guiting School



The Pitch, Ford



The Plough



Continued

NOTES.

The Vas Monitor at The Plough recorded one exceptional max speed of 103 mph, this is the same max speed as recorded and noted in the previous report. Coincidence ?

Conclusion

The data suggests as in my previous report the overwhelming number of drivers comply with the speed limit of 30mph. As previously reported the outbound speeds are slightly higher than the inbound speeds. The largest margin being at the The Plough, suggesting drivers speed up as they pass the cameras.